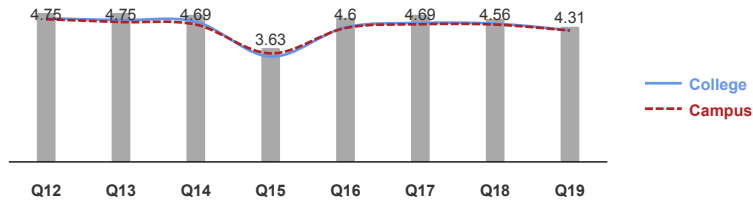


**Course:** CSCI109: Intro Computers & Applications  
**Instructor:** Benny Jones \*  
**Response Rate:** 16/20 (80.00 %)

**At A Glance : Course Experience**

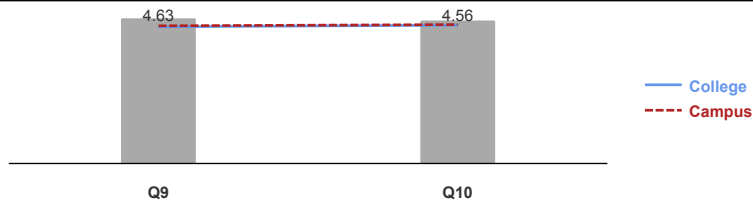
Strongly Agree
Agree
Neutral
Disagree
Strongly Disagree



- Q12 - The learning objectives were clearly stated throughout this course.
- Q13 - The grading criteria were explicit and easy to understand.
- Q14 - Instructions for course activities and assignments were clear.
- Q15 - The average amount of hours I spend working on this course (in and out of class) per week is:
- Q16 - The workload in this course was well-distributed throughout the term.
- Q17 - This course used a variety of instructional methods, materials, and media.
- Q18 - The textbook and/or assigned readings were relevant and supported the learning objectives.
- Q19 - How likely is it that you'd recommend this course to a fellow student?

**At A Glance : Delivery Mode**

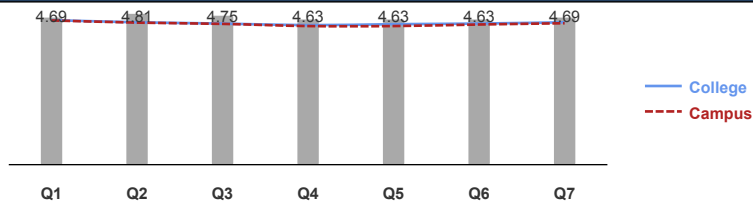
Strongly Agree
Agree
Neutral
Disagree
Strongly Disagree



- Q9 - The delivery mode (e.g. Classroom, Online, EagleVision, etc.) used in this course was my most preferred delivery mode.
- Q10 - My overall impression of this delivery mode (e.g. Classroom, Online, EagleVision, etc.) is positive.

**At A Glance : Instructor Experience**

Strongly Agree
Agree
Neutral
Disagree
Strongly Disagree



- Q1 - The instructor exhibited expertise in the course subject matter.
- Q2 - The instructor used a variety of methods to communicate with the class. (e.g. email, announcements, etc.)
- Q3 - The instructor was readily available for questions and assistance outside the classroom.
- Q4 - The instructor provided meaningful and timely feedback on my assignments and progress.
- Q5 - Quizzes and examinations were fair tests of the learning objectives and materials in the course.
- Q6 - The instructor kept the class actively engaged with the subject matter and each other.
- Q7 - My overall impression of the instructor is positive.

**Course:** CSCI109: Intro Computers & Applications  
**Instructor:** Benny Jones \*  
**Response Rate:** 16/20 (80.00 %)

1 - The instructor exhibited expertise in the course subject matter.												
Response Option		Weight	Frequency	Percent	Percent Responses	Means						
Strongly Agree		(5)	12	75.00%		4.69	4.61	4.60				
Agree		(4)	3	18.75%								
Neutral		(3)	1	6.25%								
Disagree		(2)	0	0.00%								
Strongly Disagree		(1)	0	0.00%								
					0	25	50	100	Question	College	Campus	
Response Rate	Mean	STD	Median	College	Mean	STD	Median	Campus	Mean	STD	Median	
16/20 (80.00%)	4.69	0.60	5.00	1788	4.61	0.67	5.00	3823	4.60	0.69	5.00	

2 - The instructor used a variety of methods to communicate with the class. (e.g. email, announcements, etc.)												
Response Option		Weight	Frequency	Percent	Percent Responses	Means						
Strongly Agree		(5)	14	87.50%		4.81	4.54	4.53				
Agree		(4)	1	6.25%								
Neutral		(3)	1	6.25%								
Disagree		(2)	0	0.00%								
Strongly Disagree		(1)	0	0.00%								
					0	25	50	100	Question	College	Campus	
Response Rate	Mean	STD	Median	College	Mean	STD	Median	Campus	Mean	STD	Median	
16/20 (80.00%)	4.81	0.54	5.00	1790	4.54	0.74	5.00	3821	4.53	0.76	5.00	

3 - The instructor was readily available for questions and assistance outside the classroom.												
Response Option		Weight	Frequency	Percent	Percent Responses	Means						
Strongly Agree		(5)	13	81.25%		4.75	4.50	4.49				
Agree		(4)	2	12.50%								
Neutral		(3)	1	6.25%								
Disagree		(2)	0	0.00%								
Strongly Disagree		(1)	0	0.00%								
					0	25	50	100	Question	College	Campus	
Response Rate	Mean	STD	Median	College	Mean	STD	Median	Campus	Mean	STD	Median	
16/20 (80.00%)	4.75	0.58	5.00	1779	4.50	0.81	5.00	3794	4.49	0.83	5.00	

4 - The instructor provided meaningful and timely feedback on my assignments and progress.												
Response Option		Weight	Frequency	Percent	Percent Responses	Means						
Strongly Agree		(5)	12	75.00%		4.63	4.45	4.42				
Agree		(4)	2	12.50%								
Neutral		(3)	2	12.50%								
Disagree		(2)	0	0.00%								
Strongly Disagree		(1)	0	0.00%								
					0	25	50	100	Question	College	Campus	
Response Rate	Mean	STD	Median	College	Mean	STD	Median	Campus	Mean	STD	Median	
16/20 (80.00%)	4.63	0.72	5.00	1778	4.45	0.87	5.00	3802	4.42	0.92	5.00	

**Course:** CSCI109: Intro Computers & Applications  
**Instructor:** Benny Jones \*  
**Response Rate:** 16/20 (80.00 %)

**5 - Quizzes and examinations were fair tests of the learning objectives and materials in the course.**

Response Option	Weight	Frequency	Percent	Percent Responses	Means							
Strongly Agree	(5)	13	81.25%		4.63	4.48	4.42					
Agree	(4)	1	6.25%									
Neutral	(3)	1	6.25%									
Disagree	(2)	1	6.25%									
Strongly Disagree	(1)	0	0.00%									
					0	25	50	100	Question	College	Campus	
Response Rate	Mean	STD	Median	College	Mean	STD	Median	Campus	Mean	STD	Median	
16/20 (80.00%)	4.63	0.89	5.00	1775	4.48	0.79	5.00	3792	4.42	0.82	5.00	

**6 - The instructor kept the class actively engaged with the subject matter and each other.**

Response Option	Weight	Frequency	Percent	Percent Responses	Means							
Strongly Agree	(5)	13	81.25%		4.63	4.50	4.47					
Agree	(4)	0	0.00%									
Neutral	(3)	3	18.75%									
Disagree	(2)	0	0.00%									
Strongly Disagree	(1)	0	0.00%									
					0	25	50	100	Question	College	Campus	
Response Rate	Mean	STD	Median	College	Mean	STD	Median	Campus	Mean	STD	Median	
16/20 (80.00%)	4.63	0.81	5.00	1773	4.50	0.78	5.00	3789	4.47	0.80	5.00	

**7 - My overall impression of the instructor is positive.**

Response Option	Weight	Frequency	Percent	Percent Responses	Means							
Strongly Agree	(5)	13	81.25%		4.69	4.54	4.51					
Agree	(4)	1	6.25%									
Neutral	(3)	2	12.50%									
Disagree	(2)	0	0.00%									
Strongly Disagree	(1)	0	0.00%									
					0	25	50	100	Question	College	Campus	
Response Rate	Mean	STD	Median	College	Mean	STD	Median	Campus	Mean	STD	Median	
16/20 (80.00%)	4.69	0.70	5.00	1782	4.54	0.80	5.00	3807	4.51	0.84	5.00	

**8 - General comments regarding this instructor.**

Response Rate	7/20 (35%)
<ul style="list-style-type: none"> <li>• Great instructor. Answers questions in a timely matter. Very involved in class discussions.</li> <li>• Mr. Jones is probably the best instructor I have had since I have started ERAU, He is always plugged in and always on top of all the DQs and everything. He helped me out ALOT when my company is sending me to Afghanistan, more less unannounced. He is awesome!!</li> <li>• Mr. Jones was a great instructor. I really liked how he used and had us use different methods to communicate, things like audio, visual, and written posts. It not only kept things interesting but also helped to expand my knowledge of different products that were out there and how to use them. I also liked all the additional information Mr. Jones provided in all of his posts. This information helped to amplify and expand upon the information we learned in the text book. Also Mr. Jones was very clear and continually stated what the rubric was for each assignment which was very helpful. And Mr. Jones provided very detailed feedback on the assignments which was really helpful.</li> <li>• Overall great instructor, enjoyed the class.</li> <li>• What sets Mr. Jones apart from many instructors I've had is that he actually is interested in this topic. An introduction to computers and applications in this modern society is an extremely boring topic to say the least. Mr. Jones somehow managed to make the topics interesting and relevant rather than a cursory class about stuff that 95% of students already know. He encourages critical thinking and actually made the course interesting. I was pleasantly surprised and really enjoyed his class.</li> <li>• Best instructor I have had so far! Very engaging with his class and very fair. Very knowledgeable of the material and very insightful input was given. It was a joy to be in Mr. Jones' class. He set the bar pretty high for other instructors.</li> <li>• He was very engaged with the class, he's very intelligent regarding computer applications, but I feel like the instructor was being extra sometimes. Computer applications is an introductory class, and it felt like more of an advanced class.</li> </ul>	

**Course:** CSCI109: Intro Computers & Applications  
**Instructor:** Benny Jones \*  
**Response Rate:** 16/20 (80.00 %)

**9 - The delivery mode (e.g. Classroom, Online, EagleVision, etc.) used in this course was my most preferred delivery mode.**

Response Option	Weight	Frequency	Percent	Percent Responses	Means								
Strongly Agree	(5)	13	81.25%		4.63	4.36	4.39						
Agree	(4)	0	0.00%										
Neutral	(3)	3	18.75%										
Disagree	(2)	0	0.00%										
Strongly Disagree	(1)	0	0.00%										
					0	25	50	100	Question	College	Campus		
Response Rate	Mean	STD	Median	College	Mean	STD	Median	Campus	Mean	STD	Median		
16/20 (80.00%)	4.63	0.81	5.00	1775	4.36	0.88	5.00	3797	4.39	0.85	5.00		

**10 - My overall impression of this delivery mode (e.g. Classroom, Online, EagleVision, etc.) is positive.**

Response Option	Weight	Frequency	Percent	Percent Responses	Means								
Strongly Agree	(5)	13	81.25%		4.56	4.41	4.43						
Agree	(4)	0	0.00%										
Neutral	(3)	2	12.50%										
Disagree	(2)	1	6.25%										
Strongly Disagree	(1)	0	0.00%										
					0	25	50	100	Question	College	Campus		
Response Rate	Mean	STD	Median	College	Mean	STD	Median	Campus	Mean	STD	Median		
16/20 (80.00%)	4.56	0.96	5.00	1778	4.41	0.79	5.00	3795	4.43	0.77	5.00		

**11 - General Comments regarding this delivery mode (e.g. Classroom, Online, EagleVision, etc.):**

<b>Response Rate</b>	2/20 (10%)
<ul style="list-style-type: none"> <li>• great course</li> <li>• Learned a lot during this course. I especially learned to navigate many of the features that I previously had no idea about. I recommend this class for students first starting online education.</li> </ul>	

**12 - The learning objectives were clearly stated throughout this course.**

Response Option	Weight	Frequency	Percent	Percent Responses	Means								
Strongly Agree	(5)	13	81.25%		4.75	4.58	4.55						
Agree	(4)	2	12.50%										
Neutral	(3)	1	6.25%										
Disagree	(2)	0	0.00%										
Strongly Disagree	(1)	0	0.00%										
					0	25	50	100	Question	College	Campus		
Response Rate	Mean	STD	Median	College	Mean	STD	Median	Campus	Mean	STD	Median		
16/20 (80.00%)	4.75	0.58	5.00	1784	4.58	0.66	5.00	3806	4.55	0.70	5.00		

**13 - The grading criteria were explicit and easy to understand.**

Response Option	Weight	Frequency	Percent	Percent Responses	Means								
Strongly Agree	(5)	13	81.25%		4.75	4.52	4.46						
Agree	(4)	2	12.50%										
Neutral	(3)	1	6.25%										
Disagree	(2)	0	0.00%										
Strongly Disagree	(1)	0	0.00%										
					0	25	50	100	Question	College	Campus		
Response Rate	Mean	STD	Median	College	Mean	STD	Median	Campus	Mean	STD	Median		
16/20 (80.00%)	4.75	0.58	5.00	1778	4.52	0.74	5.00	3801	4.46	0.82	5.00		

**Course:** CSCI109: Intro Computers & Applications  
**Instructor:** Benny Jones \*  
**Response Rate:** 16/20 (80.00 %)

**14 - Instructions for course activities and assignments were clear.**

Response Option	Weight	Frequency	Percent	Percent Responses	Means								
Strongly Agree	(5)	12	75.00%		4.69	4.47	4.38						
Agree	(4)	3	18.75%										
Neutral	(3)	1	6.25%										
Disagree	(2)	0	0.00%										
Strongly Disagree	(1)	0	0.00%										
					0	25	50	100	Question	College	Campus		
Response Rate	Mean	STD	Median	College	Mean	STD	Median	Campus	Mean	STD	Median		
16/20 (80.00%)	4.69	0.60	5.00	1761	4.47	0.78	5.00	3762	4.38	0.89	5.00		

**15 - The average amount of hours I spend working on this course (in and out of class) per week is:**

Response Option	Weight	Frequency	Percent	Percent Responses	Means								
More than 15 hours	(5)	4	25.00%		3.63	3.36	3.46						
10-15 hours	(4)	6	37.50%										
Approximately 10 hours	(3)	2	12.50%										
5-10 hours	(2)	4	25.00%										
0-5 hours	(1)	0	0.00%										
					0	25	50	100	Question	College	Campus		
Response Rate	Mean	STD	Median	College	Mean	STD	Median	Campus	Mean	STD	Median		
16/20 (80.00%)	3.63	1.15	4.00	1779	3.36	1.20	4.00	3795	3.46	1.17	4.00		

**16 - The workload in this course was well-distributed throughout the term.**

Response Option	Weight	Frequency	Percent	Percent Responses	Means								
Strongly Agree	(5)	10	66.67%		4.60	4.29	4.27						
Agree	(4)	4	26.67%										
Neutral	(3)	1	6.67%										
Disagree	(2)	0	0.00%										
Strongly Disagree	(1)	0	0.00%										
					0	25	50	100	Question	College	Campus		
Response Rate	Mean	STD	Median	College	Mean	STD	Median	Campus	Mean	STD	Median		
15/20 (75.00%)	4.60	0.63	5.00	1772	4.29	0.83	4.00	3785	4.27	0.87	4.00		

**17 - This course used a variety of instructional methods, materials, and media.**

Response Option	Weight	Frequency	Percent	Percent Responses	Means								
Strongly Agree	(5)	12	75.00%		4.69	4.43	4.39						
Agree	(4)	3	18.75%										
Neutral	(3)	1	6.25%										
Disagree	(2)	0	0.00%										
Strongly Disagree	(1)	0	0.00%										
					0	25	50	100	Question	College	Campus		
Response Rate	Mean	STD	Median	College	Mean	STD	Median	Campus	Mean	STD	Median		
16/20 (80.00%)	4.69	0.60	5.00	1779	4.43	0.74	5.00	3787	4.39	0.78	5.00		

**Course:** CSCI109: Intro Computers & Applications  
**Instructor:** Benny Jones \*  
**Response Rate:** 16/20 (80.00 %)

**18 - The textbook and/or assigned readings were relevant and supported the learning objectives.**

Response Option	Weight	Frequency	Percent	Percent Responses	Means							
Strongly Agree	(5)	11	68.75%		4.56	4.41	4.38					
Agree	(4)	3	18.75%									
Neutral	(3)	2	12.50%									
Disagree	(2)	0	0.00%									
Strongly Disagree	(1)	0	0.00%									
					0	25	50	100	Question	College	Campus	
Response Rate	Mean	STD	Median	College	Mean	STD	Median	Campus	Mean	STD	Median	
16/20 (80.00%)	4.56	0.73	5.00	1771	4.41	0.79	5.00	3777	4.38	0.83	5.00	

**19 - How likely is it that you'd recommend this course to a fellow student?**

Response Option	Weight	Frequency	Percent	Percent Responses	Means							
Definitely	(5)	12	75.00%		4.31	4.20	4.19					
Very Probably	(4)	1	6.25%									
Possibly	(3)	0	0.00%									
Probably Not	(2)	2	12.50%									
Very Probably Not	(1)	1	6.25%									
					0	25	50	100	Question	College	Campus	
Response Rate	Mean	STD	Median	College	Mean	STD	Median	Campus	Mean	STD	Median	
16/20 (80.00%)	4.31	1.35	5.00	1780	4.20	0.99	5.00	3794	4.19	1.02	5.00	

**20 - General comments regarding this course:**

Response Rate	3/20 (15%)
<ul style="list-style-type: none"> <li>• Good course. Up to date with technology subjects. Very informative and interesting.</li> <li>• I really liked this course and feel like I learned a lot. Not only that I can also see immediate applications of this information incorporated into my life.</li> <li>• I appreciated that the textbook was free. I also liked that I didn't really need to read it.</li> </ul>	

**21 - General Education Outcome #1: This course has improved my critical thinking skills.**

Response Option	Weight	Frequency	Percent	Percent Responses	Means							
Strongly Agree	(5)	10	71.43%		4.43	4.33	4.33					
Agree	(4)	1	7.14%									
Neutral	(3)	2	14.29%									
Disagree	(2)	1	7.14%									
Strongly Disagree	(1)	0	0.00%									
					0	25	50	100	Question	College	Campus	
Response Rate	Mean	STD	Median	College	Mean	STD	Median	Campus	Mean	STD	Median	
14/20 (70.00%)	4.43	1.02	5.00	471	4.33	0.81	5.00	588	4.33	0.83	5.00	

**22 - General Education Outcome #2: This course has improved my ability to interpret data for the purpose of drawing valid conclusions and solving associated problems.**






Response Option	Weight	Frequency	Percent	Percent Responses	Means							
Strongly Agree	(5)	10	71.43%		4.43	4.34	4.33					
Agree	(4)	1	7.14%									
Neutral	(3)	2	14.29%									
Disagree	(2)	1	7.14%									
Strongly Disagree	(1)	0	0.00%									
					0	25	50	100	Question	College	Campus	
Response Rate	Mean	STD	Median	College	Mean	STD	Median	Campus	Mean	STD	Median	
14/20 (70.00%)	4.43	1.02	5.00	229	4.34	0.80	5.00	274	4.33	0.79	4.00	

**Course:** CSCI109: Intro Computers & Applications

**Instructor:** Benny Jones \*

**Response Rate:** 16/20 (80.00 %)

**23 - General Education Outcome #4: This course has improved my ability to communicate concepts in written, digital and/or oral forms.**

Response Option	Weight	Frequency	Percent	Percent Responses	Means							
Strongly Agree	(5)	11	78.57%		4.57	4.38	4.38					
Agree	(4)	1	7.14%									
Neutral	(3)	1	7.14%									
Disagree	(2)	1	7.14%									
Strongly Disagree	(1)	0	0.00%									
					0	25	50	100	Question	College	Campus	
<b>Response Rate</b>	<b>Mean</b>	<b>STD</b>	<b>Median</b>	<b>College</b>	<b>Mean</b>	<b>STD</b>	<b>Median</b>	<b>Campus</b>	<b>Mean</b>	<b>STD</b>	<b>Median</b>	
14/20 (70.00%)	4.57	0.94	5.00	414	4.38	0.81	5.00	531	4.38	0.80	5.00	

Mean of Means Calculations	Mean	College	Campus
<b>Course Experience</b>	<b>4.50</b>	<b>4.28</b>	<b>4.26</b>
<b>Delivery Mode</b>	<b>4.60</b>	<b>4.38</b>	<b>4.41</b>
<b>Instructor Experience</b>	<b>4.69</b>	<b>4.52</b>	<b>4.49</b>