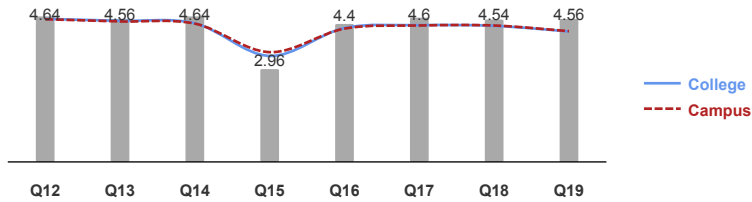


Course: CSCI109: Intro Computers & Applications
Instructor: Benny Jones *
Response Rate: 25/28 (89.29 %)

At A Glance : Course Experience

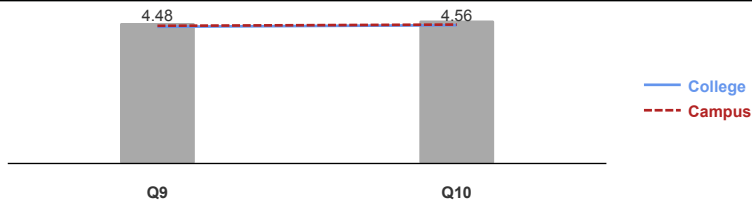
Strongly Agree
Agree
Neutral
Disagree
Strongly Disagree



- Q12 - The learning objectives were clearly stated throughout this course.
- Q13 - The grading criteria were explicit and easy to understand.
- Q14 - Instructions for course activities and assignments were clear.
- Q15 - The average amount of hours I spend working on this course (in and out of class) per week is:
- Q16 - The workload in this course was well-distributed throughout the term.
- Q17 - This course used a variety of instructional methods, materials, and media.
- Q18 - The textbook and/or assigned readings were relevant and supported the learning objectives.
- Q19 - How likely is it that you'd recommend this course to a fellow student?

At A Glance : Delivery Mode

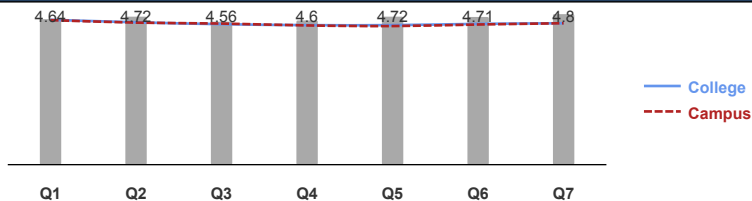
Strongly Agree
Agree
Neutral
Disagree
Strongly Disagree



- Q9 - The delivery mode (e.g. Classroom, Online, EagleVision, etc.) used in this course was my most preferred delivery mode.
- Q10 - My overall impression of this delivery mode (e.g. Classroom, Online, EagleVision, etc.) is positive.

At A Glance : Instructor Experience

Strongly Agree
Agree
Neutral
Disagree
Strongly Disagree



- Q1 - The instructor exhibited expertise in the course subject matter.
- Q2 - The instructor used a variety of methods to communicate with the class. (e.g. email, announcements, etc.)
- Q3 - The instructor was readily available for questions and assistance outside the classroom.
- Q4 - The instructor provided meaningful and timely feedback on my assignments and progress.
- Q5 - Quizzes and examinations were fair tests of the learning objectives and materials in the course.
- Q6 - The instructor kept the class actively engaged with the subject matter and each other.
- Q7 - My overall impression of the instructor is positive.

Course: CSCI109: Intro Computers & Applications
Instructor: Benny Jones *
Response Rate: 25/28 (89.29 %)

1 - The instructor exhibited expertise in the course subject matter.												
Response Option		Weight	Frequency	Percent	Percent Responses	Means						
Strongly Agree		(5)	17	68.00%		4.64	4.62	4.61				
Agree		(4)	7	28.00%								
Neutral		(3)	1	4.00%								
Disagree		(2)	0	0.00%								
Strongly Disagree		(1)	0	0.00%								
					0	25	50	100	Question	College	Campus	
Response Rate	Mean	STD	Median	College	Mean	STD	Median	Campus	Mean	STD	Median	
25/28 (89.29%)	4.64	0.57	5.00	2098	4.62	0.67	5.00	4283	4.61	0.68	5.00	

2 - The instructor used a variety of methods to communicate with the class. (e.g. email, announcements, etc.)												
Response Option		Weight	Frequency	Percent	Percent Responses	Means						
Strongly Agree		(5)	18	72.00%		4.72	4.54	4.53				
Agree		(4)	7	28.00%								
Neutral		(3)	0	0.00%								
Disagree		(2)	0	0.00%								
Strongly Disagree		(1)	0	0.00%								
					0	25	50	100	Question	College	Campus	
Response Rate	Mean	STD	Median	College	Mean	STD	Median	Campus	Mean	STD	Median	
25/28 (89.29%)	4.72	0.46	5.00	2090	4.54	0.73	5.00	4270	4.53	0.73	5.00	

3 - The instructor was readily available for questions and assistance outside the classroom.												
Response Option		Weight	Frequency	Percent	Percent Responses	Means						
Strongly Agree		(5)	16	64.00%		4.56	4.48	4.50				
Agree		(4)	7	28.00%								
Neutral		(3)	2	8.00%								
Disagree		(2)	0	0.00%								
Strongly Disagree		(1)	0	0.00%								
					0	25	50	100	Question	College	Campus	
Response Rate	Mean	STD	Median	College	Mean	STD	Median	Campus	Mean	STD	Median	
25/28 (89.29%)	4.56	0.65	5.00	2066	4.48	0.81	5.00	4237	4.50	0.80	5.00	

4 - The instructor provided meaningful and timely feedback on my assignments and progress.												
Response Option		Weight	Frequency	Percent	Percent Responses	Means						
Strongly Agree		(5)	17	68.00%		4.60	4.45	4.44				
Agree		(4)	6	24.00%								
Neutral		(3)	2	8.00%								
Disagree		(2)	0	0.00%								
Strongly Disagree		(1)	0	0.00%								
					0	25	50	100	Question	College	Campus	
Response Rate	Mean	STD	Median	College	Mean	STD	Median	Campus	Mean	STD	Median	
25/28 (89.29%)	4.60	0.65	5.00	2079	4.45	0.88	5.00	4242	4.44	0.90	5.00	

Course: CSCI109: Intro Computers & Applications
Instructor: Benny Jones *
Response Rate: 25/28 (89.29 %)

5 - Quizzes and examinations were fair tests of the learning objectives and materials in the course.												
Response Option		Weight	Frequency	Percent	Percent Responses	Means						
Strongly Agree		(5)	18	72.00%		4.72	4.45	4.42				
Agree		(4)	7	28.00%								
Neutral		(3)	0	0.00%								
Disagree		(2)	0	0.00%								
Strongly Disagree		(1)	0	0.00%								
					0	25	50	100	Question	College	Campus	
Response Rate	Mean	STD	Median	College	Mean	STD	Median	Campus	Mean	STD	Median	
25/28 (89.29%)	4.72	0.46	5.00	2076	4.45	0.81	5.00	4240	4.42	0.82	5.00	

6 - The instructor kept the class actively engaged with the subject matter and each other.												
Response Option		Weight	Frequency	Percent	Percent Responses	Means						
Strongly Agree		(5)	18	75.00%		4.71	4.49	4.47				
Agree		(4)	5	20.83%								
Neutral		(3)	1	4.17%								
Disagree		(2)	0	0.00%								
Strongly Disagree		(1)	0	0.00%								
					0	25	50	100	Question	College	Campus	
Response Rate	Mean	STD	Median	College	Mean	STD	Median	Campus	Mean	STD	Median	
24/28 (85.71%)	4.71	0.55	5.00	2071	4.49	0.80	5.00	4235	4.47	0.81	5.00	

7 - My overall impression of the instructor is positive.												
Response Option		Weight	Frequency	Percent	Percent Responses	Means						
Strongly Agree		(5)	21	84.00%		4.80	4.51	4.51				
Agree		(4)	3	12.00%								
Neutral		(3)	1	4.00%								
Disagree		(2)	0	0.00%								
Strongly Disagree		(1)	0	0.00%								
					0	25	50	100	Question	College	Campus	
Response Rate	Mean	STD	Median	College	Mean	STD	Median	Campus	Mean	STD	Median	
25/28 (89.29%)	4.80	0.50	5.00	2077	4.51	0.84	5.00	4250	4.51	0.83	5.00	

8 - General comments regarding this instructor.	
Response Rate	7/28 (25%)
<ul style="list-style-type: none"> The instructor seems to be knowledgeable of the subjects we read about. He always provides more than enough feed back on assignments but often they are not about YOUR work , they tend to tailor toward the work subject. Professor Jones is very good at teaching this course. He connects with me on a personal as well as a professional level. His feedback is productive and helpful Mr Jones was the most interactive teacher i have had yet. He was very responsive and i can tell he seems to enjoy his job and wanted to say, Thank You! Very passionate about the subjects taught and class as a whole in the future i would attend a class that he is instructing Never had an instructor respond to students by video, this was a great idea. It makes the class time a bit more personal. He is simply one of the best professors at Embry-Riddle! 	

Course: CSCI109: Intro Computers & Applications
Instructor: Benny Jones *
Response Rate: 25/28 (89.29 %)

9 - The delivery mode (e.g. Classroom, Online, EagleVision, etc.) used in this course was my most preferred delivery mode.

Response Option	Weight	Frequency	Percent	Percent Responses	Means								
Strongly Agree	(5)	15	60.00%		4.48	4.36	4.39						
Agree	(4)	7	28.00%										
Neutral	(3)	3	12.00%										
Disagree	(2)	0	0.00%										
Strongly Disagree	(1)	0	0.00%										
					0	25	50	100	Question	College	Campus		
Response Rate	Mean	STD	Median	College	Mean	STD	Median	Campus	Mean	STD	Median		
25/28 (89.29%)	4.48	0.71	5.00	2085	4.36	0.89	5.00	4247	4.39	0.86	5.00		

10 - My overall impression of this delivery mode (e.g. Classroom, Online, EagleVision, etc.) is positive.

Response Option	Weight	Frequency	Percent	Percent Responses	Means								
Strongly Agree	(5)	16	64.00%		4.56	4.41	4.43						
Agree	(4)	7	28.00%										
Neutral	(3)	2	8.00%										
Disagree	(2)	0	0.00%										
Strongly Disagree	(1)	0	0.00%										
					0	25	50	100	Question	College	Campus		
Response Rate	Mean	STD	Median	College	Mean	STD	Median	Campus	Mean	STD	Median		
25/28 (89.29%)	4.56	0.65	5.00	2078	4.41	0.81	5.00	4239	4.43	0.78	5.00		

11 - General Comments regarding this delivery mode (e.g. Classroom, Online, EagleVision, etc.):

Response Rate	4/28 (14.29%)
<ul style="list-style-type: none"> I'm not sure exactly what your asking. If you are asking if it was easy turning in work than, yes it was. If your asking how did I like how the class was delivered to me than, It was a million times easier than I thought it would be. This is my first online course. I feel that this course was very helpful all around. From the application assignments to Hunt Library training. All of it is very helpful for a student that is going to continue on at ERAU. N/A N/A 	

12 - The learning objectives were clearly stated throughout this course.

Response Option	Weight	Frequency	Percent	Percent Responses	Means								
Strongly Agree	(5)	18	72.00%		4.64	4.56	4.55						
Agree	(4)	5	20.00%										
Neutral	(3)	2	8.00%										
Disagree	(2)	0	0.00%										
Strongly Disagree	(1)	0	0.00%										
					0	25	50	100	Question	College	Campus		
Response Rate	Mean	STD	Median	College	Mean	STD	Median	Campus	Mean	STD	Median		
25/28 (89.29%)	4.64	0.64	5.00	2069	4.56	0.66	5.00	4238	4.55	0.69	5.00		

13 - The grading criteria were explicit and easy to understand.

Response Option	Weight	Frequency	Percent	Percent Responses	Means								
Strongly Agree	(5)	15	60.00%		4.56	4.50	4.48						
Agree	(4)	9	36.00%										
Neutral	(3)	1	4.00%										
Disagree	(2)	0	0.00%										
Strongly Disagree	(1)	0	0.00%										
					0	25	50	100	Question	College	Campus		
Response Rate	Mean	STD	Median	College	Mean	STD	Median	Campus	Mean	STD	Median		
25/28 (89.29%)	4.56	0.58	5.00	2087	4.50	0.76	5.00	4255	4.48	0.78	5.00		

Course: CSCI109: Intro Computers & Applications
Instructor: Benny Jones *
Response Rate: 25/28 (89.29 %)

14 - Instructions for course activities and assignments were clear.

Response Option	Weight	Frequency	Percent	Percent Responses	Means								
Strongly Agree	(5)	17	68.00%		4.64	4.42	4.41						
Agree	(4)	7	28.00%										
Neutral	(3)	1	4.00%										
Disagree	(2)	0	0.00%										
Strongly Disagree	(1)	0	0.00%										
					0	25	50	100	Question	College	Campus		
Response Rate	Mean	STD	Median	College	Mean	STD	Median	Campus	Mean	STD	Median		
25/28 (89.29%)	4.64	0.57	5.00	2072	4.42	0.82	5.00	4229	4.41	0.84	5.00		

15 - The average amount of hours I spend working on this course (in and out of class) per week is:

Response Option	Weight	Frequency	Percent	Percent Responses	Means								
More than 15 hours	(5)	2	8.00%		2.96	3.38	3.50						
10-15 hours	(4)	7	28.00%										
Approximately 10 hours	(3)	7	28.00%										
5-10 hours	(2)	6	24.00%										
0-5 hours	(1)	3	12.00%										
					0	25	50	100	Question	College	Campus		
Response Rate	Mean	STD	Median	College	Mean	STD	Median	Campus	Mean	STD	Median		
25/28 (89.29%)	2.96	1.17	3.00	2083	3.38	1.18	4.00	4245	3.50	1.16	4.00		

16 - The workload in this course was well-distributed throughout the term.

Response Option	Weight	Frequency	Percent	Percent Responses	Means								
Strongly Agree	(5)	13	52.00%		4.40	4.27	4.25						
Agree	(4)	9	36.00%										
Neutral	(3)	3	12.00%										
Disagree	(2)	0	0.00%										
Strongly Disagree	(1)	0	0.00%										
					0	25	50	100	Question	College	Campus		
Response Rate	Mean	STD	Median	College	Mean	STD	Median	Campus	Mean	STD	Median		
25/28 (89.29%)	4.40	0.71	5.00	2066	4.27	0.85	4.00	4228	4.25	0.87	4.00		

17 - This course used a variety of instructional methods, materials, and media.

Response Option	Weight	Frequency	Percent	Percent Responses	Means								
Strongly Agree	(5)	16	64.00%		4.60	4.36	4.35						
Agree	(4)	8	32.00%										
Neutral	(3)	1	4.00%										
Disagree	(2)	0	0.00%										
Strongly Disagree	(1)	0	0.00%										
					0	25	50	100	Question	College	Campus		
Response Rate	Mean	STD	Median	College	Mean	STD	Median	Campus	Mean	STD	Median		
25/28 (89.29%)	4.60	0.58	5.00	2073	4.36	0.79	5.00	4232	4.35	0.80	5.00		

Course: CSCI109: Intro Computers & Applications
Instructor: Benny Jones *
Response Rate: 25/28 (89.29 %)

18 - The textbook and/or assigned readings were relevant and supported the learning objectives.												
Response Option		Weight	Frequency	Percent	Percent Responses	Means						
Strongly Agree		(5)	14	58.33%		4.54	4.34	4.35				
Agree		(4)	9	37.50%								
Neutral		(3)	1	4.17%								
Disagree		(2)	0	0.00%								
Strongly Disagree		(1)	0	0.00%								
						0	25	50	100	Question	College	Campus
Response Rate	Mean	STD	Median	College	Mean	STD	Median	Campus	Mean	STD	Median	
24/28 (85.71%)	4.54	0.59	5.00	2070	4.34	0.84	5.00	4224	4.35	0.85	5.00	

19 - How likely is it that you'd recommend this course to a fellow student?												
Response Option		Weight	Frequency	Percent	Percent Responses	Means						
Definitely		(5)	17	68.00%		4.56	4.16	4.17				
Very Probably		(4)	5	20.00%								
Possibly		(3)	3	12.00%								
Probably Not		(2)	0	0.00%								
Very Probably Not		(1)	0	0.00%								
						0	25	50	100	Question	College	Campus
Response Rate	Mean	STD	Median	College	Mean	STD	Median	Campus	Mean	STD	Median	
25/28 (89.29%)	4.56	0.71	5.00	2087	4.16	1.03	4.00	4258	4.17	1.03	4.00	

20 - General comments regarding this course:	
Response Rate	5/28 (17.86%)
<ul style="list-style-type: none"> The course is good but it has the potential to be better. We spend a lot of time writing essays. I wrote more in this class than I did in my English 123 class. After the class I have a general understanding of computers and can use Microsoft Excel and that's about all I got from the class. Thank you for a great course !! N/A N/A gave me tools i will continue to use... 	

Mean of Means Calculations	Mean	College	Campus
Course Experience	4.36	4.25	4.26
Delivery Mode	4.52	4.38	4.41
Instructor Experience	4.68	4.51	4.50