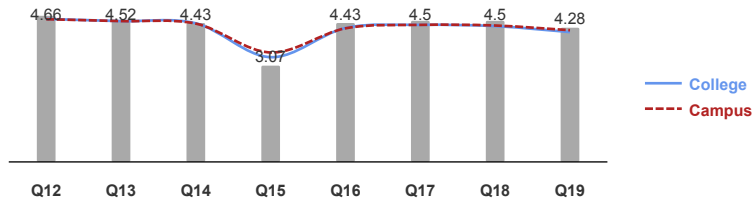


Course: CSCI109: Intro Computers & Applications
Instructor: Benny Jones *
Response Rate: 29/33 (87.88 %)

At A Glance : Course Experience

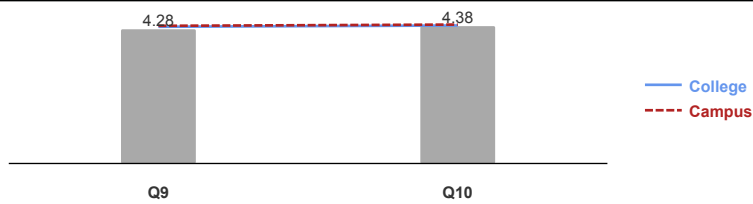
Strongly Agree
Agree
Neutral
Disagree
Strongly Disagree



- Q12 - The learning objectives were clearly stated throughout this course.
- Q13 - The grading criteria were explicit and easy to understand.
- Q14 - Instructions for course activities and assignments were clear.
- Q15 - The average amount of hours I spend working on this course (in and out of class) per week is:
- Q16 - The workload in this course was well-distributed throughout the term.
- Q17 - This course used a variety of instructional methods, materials, and media.
- Q18 - The textbook and/or assigned readings were relevant and supported the learning objectives.
- Q19 - How likely is it that you'd recommend this course to a fellow student?

At A Glance : Delivery Mode

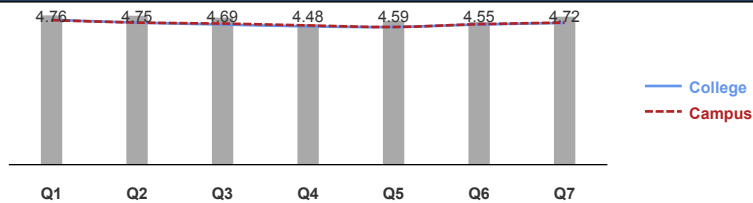
Strongly Agree
Agree
Neutral
Disagree
Strongly Disagree



- Q9 - The delivery mode (e.g. Classroom, Online, EagleVision, etc.) used in this course was my most preferred delivery mode.
- Q10 - My overall impression of this delivery mode (e.g. Classroom, Online, EagleVision, etc.) is positive.

At A Glance : Instructor Experience

Strongly Agree
Agree
Neutral
Disagree
Strongly Disagree



- Q1 - The instructor exhibited expertise in the course subject matter.
- Q2 - The instructor used a variety of methods to communicate with the class. (e.g. email, announcements, etc.)
- Q3 - The instructor was readily available for questions and assistance outside the classroom.
- Q4 - The instructor provided meaningful and timely feedback on my assignments and progress.
- Q5 - Quizzes and examinations were fair tests of the learning objectives and materials in the course.
- Q6 - The instructor kept the class actively engaged with the subject matter and each other.
- Q7 - My overall impression of the instructor is positive.

Course: CSCI109: Intro Computers & Applications
Instructor: Benny Jones *
Response Rate: 29/33 (87.88 %)

1 - The instructor exhibited expertise in the course subject matter.												
Response Option		Weight	Frequency	Percent	Percent Responses	Means						
Strongly Agree		(5)	24	82.76%		4.76	4.62	4.61				
Agree		(4)	3	10.34%								
Neutral		(3)	2	6.90%								
Disagree		(2)	0	0.00%								
Strongly Disagree		(1)	0	0.00%								
					0	25	50	100	Question	College	Campus	
Response Rate	Mean	STD	Median	College	Mean	STD	Median	Campus	Mean	STD	Median	
29/33 (87.88%)	4.76	0.58	5.00	1827	4.62	0.65	5.00	3906	4.61	0.67	5.00	

2 - The instructor used a variety of methods to communicate with the class. (e.g. email, announcements, etc.)												
Response Option		Weight	Frequency	Percent	Percent Responses	Means						
Strongly Agree		(5)	22	78.57%		4.75	4.53	4.53				
Agree		(4)	5	17.86%								
Neutral		(3)	1	3.57%								
Disagree		(2)	0	0.00%								
Strongly Disagree		(1)	0	0.00%								
					0	25	50	100	Question	College	Campus	
Response Rate	Mean	STD	Median	College	Mean	STD	Median	Campus	Mean	STD	Median	
28/33 (84.85%)	4.75	0.52	5.00	1822	4.53	0.73	5.00	3890	4.53	0.74	5.00	

3 - The instructor was readily available for questions and assistance outside the classroom.												
Response Option		Weight	Frequency	Percent	Percent Responses	Means						
Strongly Agree		(5)	23	79.31%		4.69	4.47	4.50				
Agree		(4)	3	10.34%								
Neutral		(3)	3	10.34%								
Disagree		(2)	0	0.00%								
Strongly Disagree		(1)	0	0.00%								
					0	25	50	100	Question	College	Campus	
Response Rate	Mean	STD	Median	College	Mean	STD	Median	Campus	Mean	STD	Median	
29/33 (87.88%)	4.69	0.66	5.00	1817	4.47	0.82	5.00	3886	4.50	0.79	5.00	

4 - The instructor provided meaningful and timely feedback on my assignments and progress.												
Response Option		Weight	Frequency	Percent	Percent Responses	Means						
Strongly Agree		(5)	17	58.62%		4.48	4.41	4.44				
Agree		(4)	9	31.03%								
Neutral		(3)	3	10.34%								
Disagree		(2)	0	0.00%								
Strongly Disagree		(1)	0	0.00%								
					0	25	50	100	Question	College	Campus	
Response Rate	Mean	STD	Median	College	Mean	STD	Median	Campus	Mean	STD	Median	
29/33 (87.88%)	4.48	0.69	5.00	1820	4.41	0.92	5.00	3892	4.44	0.90	5.00	

Course: CSCI109: Intro Computers & Applications
Instructor: Benny Jones *
Response Rate: 29/33 (87.88 %)

5 - Quizzes and examinations were fair tests of the learning objectives and materials in the course.

Response Option	Weight	Frequency	Percent	Percent Responses	Means							
Strongly Agree	(5)	21	72.41%		4.59	4.39	4.39					
Agree	(4)	4	13.79%									
Neutral	(3)	4	13.79%									
Disagree	(2)	0	0.00%									
Strongly Disagree	(1)	0	0.00%									
					0	25	50	100	Question	College	Campus	
Response Rate	Mean	STD	Median	College	Mean	STD	Median	Campus	Mean	STD	Median	
29/33 (87.88%)	4.59	0.73	5.00	1806	4.39	0.84	5.00	3868	4.39	0.85	5.00	

6 - The instructor kept the class actively engaged with the subject matter and each other.

Response Option	Weight	Frequency	Percent	Percent Responses	Means							
Strongly Agree	(5)	19	65.52%		4.55	4.47	4.48					
Agree	(4)	7	24.14%									
Neutral	(3)	3	10.34%									
Disagree	(2)	0	0.00%									
Strongly Disagree	(1)	0	0.00%									
					0	25	50	100	Question	College	Campus	
Response Rate	Mean	STD	Median	College	Mean	STD	Median	Campus	Mean	STD	Median	
29/33 (87.88%)	4.55	0.69	5.00	1811	4.47	0.77	5.00	3876	4.48	0.78	5.00	

7 - My overall impression of the instructor is positive.

Response Option	Weight	Frequency	Percent	Percent Responses	Means							
Strongly Agree	(5)	23	79.31%		4.72	4.52	4.53					
Agree	(4)	4	13.79%									
Neutral	(3)	2	6.90%									
Disagree	(2)	0	0.00%									
Strongly Disagree	(1)	0	0.00%									
					0	25	50	100	Question	College	Campus	
Response Rate	Mean	STD	Median	College	Mean	STD	Median	Campus	Mean	STD	Median	
29/33 (87.88%)	4.72	0.59	5.00	1820	4.52	0.80	5.00	3894	4.53	0.79	5.00	

8 - General comments regarding this instructor.

Response Rate 10/33 (30.3%)

- Knowledgeable in the subject area. Gave feedback and tips to students with verbal and written communications. If he looked over grading an assignment, he was quick to get it graded along with all current assignments.
- Great!
- Mr. Jones is very helpful, fast responding when needing assistance, and an overall great instructor.
- The instructor was very involved and thorough with this course.
- Really liked that the instructor took the time to make sure to respond to all students on each assignment. Was very active and posting new announcements and keeping the students up to date daily. Enjoyed the class and would definitely recommend it to others.
- This instructor has more than enough expertise on the subject matter presented, yet was able to communicate and grade fairly and professionally without being condescending and being more than helpful.
- Learned a lot in this class. I feel I gained computer strengths that I didn't have before. I remember sharing things I learned with friends and family. Thanks for the class!!
- Very involved and informative.
- Instructor left excellent and informative feedback on assignments. Instructor would take time to personally do a video response to each persons discussion, which I found helpful, and insightful. Instructor provided great constructive criticism, and offered resources to information if students were unclear of the topic at hand. I would strongly recommend this instructor to future students needing this class.
- Mr. Jones was a great instructor. I would recommend this class with him to anyone! Thanks for the great lessons Mr. Jones!

Course: CSCI109: Intro Computers & Applications
Instructor: Benny Jones *
Response Rate: 29/33 (87.88 %)

9 - The delivery mode (e.g. Classroom, Online, EagleVision, etc.) used in this course was my most preferred delivery mode.

Response Option	Weight	Frequency	Percent	Percent Responses	Means								
Strongly Agree	(5)	16	55.17%		4.28	4.36	4.39						
Agree	(4)	7	24.14%										
Neutral	(3)	4	13.79%										
Disagree	(2)	2	6.90%										
Strongly Disagree	(1)	0	0.00%										
					0	25	50	100	Question	College	Campus		
Response Rate	Mean	STD	Median	College	Mean	STD	Median	Campus	Mean	STD	Median		
29/33 (87.88%)	4.28	0.96	5.00	1807	4.36	0.87	5.00	3864	4.39	0.84	5.00		

10 - My overall impression of this delivery mode (e.g. Classroom, Online, EagleVision, etc.) is positive.

Response Option	Weight	Frequency	Percent	Percent Responses	Means								
Strongly Agree	(5)	16	55.17%		4.38	4.40	4.43						
Agree	(4)	8	27.59%										
Neutral	(3)	5	17.24%										
Disagree	(2)	0	0.00%										
Strongly Disagree	(1)	0	0.00%										
					0	25	50	100	Question	College	Campus		
Response Rate	Mean	STD	Median	College	Mean	STD	Median	Campus	Mean	STD	Median		
29/33 (87.88%)	4.38	0.78	5.00	1811	4.40	0.82	5.00	3870	4.43	0.78	5.00		

11 - General Comments regarding this delivery mode (e.g. Classroom, Online, EagleVision, etc.):

Response Rate	4/33 (12.12%)
<ul style="list-style-type: none"> • After taking my first course online, I have decided it isn't for me. Even though I did well in the course, I may have trouble retaining the information because of how fast the class went by. I may need to take a more conventional route and take full 16-week classes at a university in order for the information to really sink in. • Online is not my preferred style of learning. I typically do much better with an interactive classroom environment. However, the flexibility with my time was much easier to deal with as opposed to a rigid classroom timeframe. Overall, I found this format for this class to be beneficial. • Relaxed but challenging for an online course • This course was broadcasted in a way that fit my needs. I am an all online student, and this class was set up to be easily navigated, and involved clear instructions on coursework. 	

12 - The learning objectives were clearly stated throughout this course.

Response Option	Weight	Frequency	Percent	Percent Responses	Means								
Strongly Agree	(5)	22	75.86%		4.66	4.56	4.55						
Agree	(4)	4	13.79%										
Neutral	(3)	3	10.34%										
Disagree	(2)	0	0.00%										
Strongly Disagree	(1)	0	0.00%										
					0	25	50	100	Question	College	Campus		
Response Rate	Mean	STD	Median	College	Mean	STD	Median	Campus	Mean	STD	Median		
29/33 (87.88%)	4.66	0.67	5.00	1810	4.56	0.64	5.00	3877	4.55	0.66	5.00		

13 - The grading criteria were explicit and easy to understand.

Response Option	Weight	Frequency	Percent	Percent Responses	Means								
Strongly Agree	(5)	18	62.07%		4.52	4.49	4.49						
Agree	(4)	8	27.59%										
Neutral	(3)	3	10.34%										
Disagree	(2)	0	0.00%										
Strongly Disagree	(1)	0	0.00%										
					0	25	50	100	Question	College	Campus		
Response Rate	Mean	STD	Median	College	Mean	STD	Median	Campus	Mean	STD	Median		
29/33 (87.88%)	4.52	0.69	5.00	1820	4.49	0.76	5.00	3895	4.49	0.77	5.00		

Course: CSCI109: Intro Computers & Applications
Instructor: Benny Jones *
Response Rate: 29/33 (87.88 %)

14 - Instructions for course activities and assignments were clear.

Response Option	Weight	Frequency	Percent	Percent Responses	Means								
Strongly Agree	(5)	15	53.57%		4.43	4.42	4.41						
Agree	(4)	10	35.71%										
Neutral	(3)	3	10.71%										
Disagree	(2)	0	0.00%										
Strongly Disagree	(1)	0	0.00%										
					0	25	50	100	Question	College	Campus		
Response Rate	Mean	STD	Median	College	Mean	STD	Median	Campus	Mean	STD	Median		
28/33 (84.85%)	4.43	0.69	5.00	1795	4.42	0.79	5.00	3857	4.41	0.83	5.00		

15 - The average amount of hours I spend working on this course (in and out of class) per week is:

Response Option	Weight	Frequency	Percent	Percent Responses	Means								
More than 15 hours	(5)	2	6.90%		3.07	3.34	3.49						
10-15 hours	(4)	7	24.14%										
Approximately 10 hours	(3)	12	41.38%										
5-10 hours	(2)	7	24.14%										
0-5 hours	(1)	1	3.45%										
					0	25	50	100	Question	College	Campus		
Response Rate	Mean	STD	Median	College	Mean	STD	Median	Campus	Mean	STD	Median		
29/33 (87.88%)	3.07	0.96	3.00	1816	3.34	1.17	3.00	3881	3.49	1.15	4.00		

16 - The workload in this course was well-distributed throughout the term.

Response Option	Weight	Frequency	Percent	Percent Responses	Means								
Strongly Agree	(5)	16	57.14%		4.43	4.27	4.26						
Agree	(4)	8	28.57%										
Neutral	(3)	4	14.29%										
Disagree	(2)	0	0.00%										
Strongly Disagree	(1)	0	0.00%										
					0	25	50	100	Question	College	Campus		
Response Rate	Mean	STD	Median	College	Mean	STD	Median	Campus	Mean	STD	Median		
28/33 (84.85%)	4.43	0.74	5.00	1799	4.27	0.82	4.00	3854	4.26	0.86	4.00		

17 - This course used a variety of instructional methods, materials, and media.

Response Option	Weight	Frequency	Percent	Percent Responses	Means								
Strongly Agree	(5)	17	60.71%		4.50	4.37	4.37						
Agree	(4)	8	28.57%										
Neutral	(3)	3	10.71%										
Disagree	(2)	0	0.00%										
Strongly Disagree	(1)	0	0.00%										
					0	25	50	100	Question	College	Campus		
Response Rate	Mean	STD	Median	College	Mean	STD	Median	Campus	Mean	STD	Median		
28/33 (84.85%)	4.50	0.69	5.00	1810	4.37	0.79	5.00	3863	4.37	0.79	5.00		

Course: CSCI109: Intro Computers & Applications
Instructor: Benny Jones *
Response Rate: 29/33 (87.88 %)

18 - The textbook and/or assigned readings were relevant and supported the learning objectives.												
Response Option		Weight	Frequency	Percent	Percent Responses	Means						
Strongly Agree		(5)	18	64.29%		4.50	4.33	4.35				
Agree		(4)	6	21.43%								
Neutral		(3)	4	14.29%								
Disagree		(2)	0	0.00%								
Strongly Disagree		(1)	0	0.00%								
						0	25	50	100	Question	College	Campus
Response Rate	Mean	STD	Median	College	Mean	STD	Median	Campus	Mean	STD	Median	
28/33 (84.85%)	4.50	0.75	5.00	1799	4.33	0.84	5.00	3849	4.35	0.83	5.00	

19 - How likely is it that you'd recommend this course to a fellow student?												
Response Option		Weight	Frequency	Percent	Percent Responses	Means						
Definitely		(5)	18	62.07%		4.28	4.14	4.20				
Very Probably		(4)	4	13.79%								
Possibly		(3)	4	13.79%								
Probably Not		(2)	3	10.34%								
Very Probably Not		(1)	0	0.00%								
						0	25	50	100	Question	College	Campus
Response Rate	Mean	STD	Median	College	Mean	STD	Median	Campus	Mean	STD	Median	
29/33 (87.88%)	4.28	1.07	5.00	1810	4.14	1.02	4.00	3873	4.20	1.01	5.00	

20 - General comments regarding this course:	
Response Rate	5/33 (15.15%)
<ul style="list-style-type: none"> The discussions to me seemed that copy and pasting is easier than just being your self and just talking/typing. Overall, I learned a lot and Mr. Jones was outstanding! I liked the freedom we had to do problems on our own in class so we could get experience with the material. Lots of example problems Made the material interesting and easier to learn Great instructions and feedback from the instructor. Work load was broadcasted throughout the course evenly, and was not overwhelming. Mr. Benny Jones is very knowledgeable on the topics presented in this course, and provided amazing feedback on all my assignments, which involved resources for me to continue learning on the specific topic presented for the week. I would highly recommend Mr. Benny Jones to futures students that need to take this course for their degree. I enjoyed the dynamic environment of this class. I read through many personal experiences and found myself relating to similar situations. Some of these lessons translate directly to my career field. It's great to use what I learn from this class to apply them to my professional career! Thanks Mr. Jones! Respectfully, Khaiel Kuhn-Natividad 	

Mean of Means Calculations	Mean	College	Campus
Course Experience	4.30	4.24	4.26
Delivery Mode	4.33	4.38	4.41
Instructor Experience	4.65	4.49	4.50